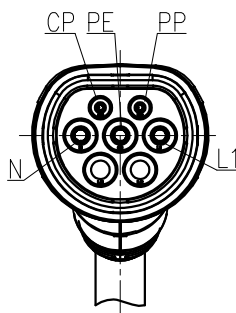
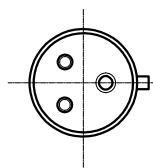

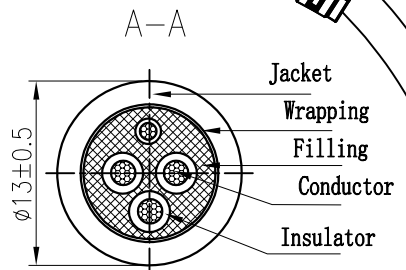
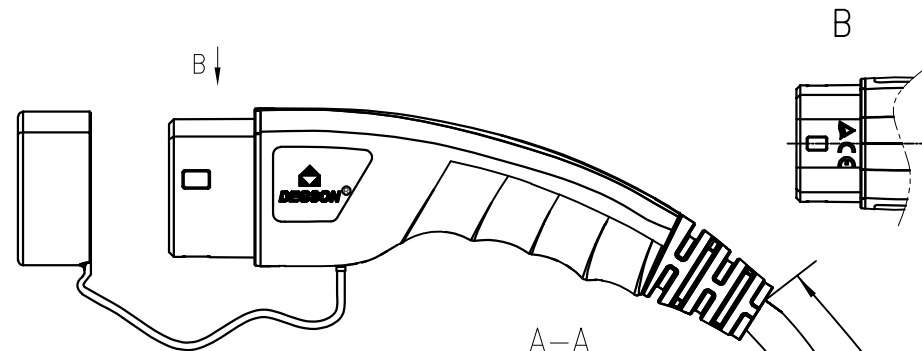
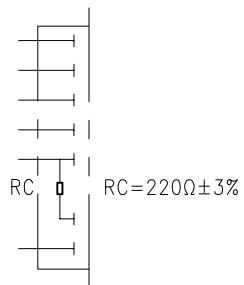


未注公差/General tolerances(mm)													0.05/10 ±1'
0	>3	>6	>10	>18	>30	>50	>80	>120	>180	>250	>315	>400	
~3	~6	~10	~18	~30	~50	~80	~120	~180	~250	~315	~400	~500	>500
±0.08	±0.12	±0.18	±0.22	±0.26	±0.31	±0.37	±0.57	±0.80	±0.93	±1.05	±1.15	±1.60	±2.20



Wiring layout

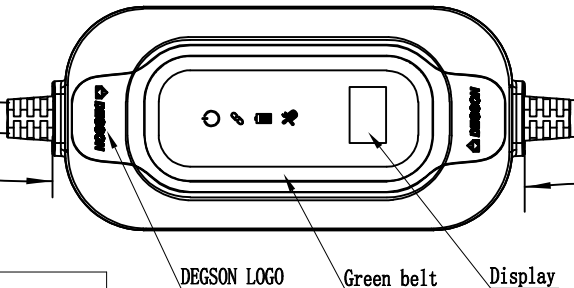
- L1 6mm² Brown
- L2 Spare
- L3 Spare
- N 6mm² Blue
- PE 6mm² Yellow/Green
- PP
- CP 0.75mm² Red



The contents of laser marking on the indication surface are as follows:
DEGSON
 The content of the laser marking on the back is as follows (Arial font)
MEAC-S-032A-VB-03-5.0M-00AH
 32A 250V AC
 IEC 62196-2:2016
 IP54
 20xxxxxx-xxxx

*500 ± 100mm

*4415 ± 100mm



Rated Voltage/Current	240V AC/32A
Insulate Resistance	>5MΩ, 500V DC 1min
Withstanding Voltage	L, N and PE ,2500V AC 1min L and N ,2500V AC 1min
Ingress Protection	IP65(IC-CPD)
Insertion/Pullout Times	10,000 Times
Insertion/Pullout Force	<75N
Operating temperature(°C)	-30~+50
RCD Protection	Type B
Packaging specification	SOP-Y-3166
Cable specification	3*6mm ² +1*0.75mm ² Black
Reference standard	IEC 62196-1/2 IEC 61851
Key controlled symbol	*

APPD:	
CHKD:	
DRFT:	Li P 2023.05.19

DEGSON		MATERIAL:	SURFACE/COLOR:
		MAT NO./REV: 22020000457 / 00	MAT STATUS: ***
NAME MEAC-S-032A-VB-03-5.0M-00A (H)			
DRAWING NO.	TYPE	DRAWING STATUS	SCALE
	CUSTOMER DRAWING		1:3
			SHEET 1/1

REV	ECN	DESCRIPTION	DRFT	DATE

Transfer or duplication of this document as well as the utilization or communication of its contents are prohibited unless explicit authorization is granted. Violations will be liable for compensation. All rights reserved for patent utility model or design registrations. 除非給予明確授权，否則禁止转让、复制、利用、交流本文件的内容。未经许可擅自涉及复制、使用新强和外置专利的所有权。