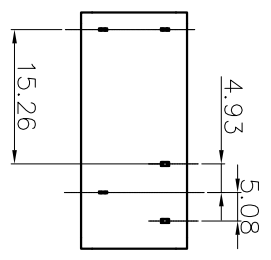
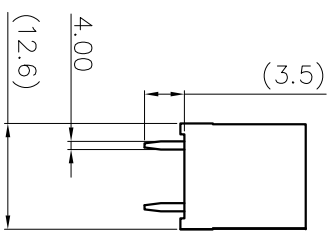
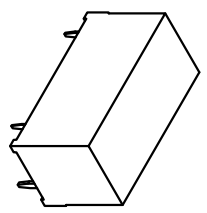
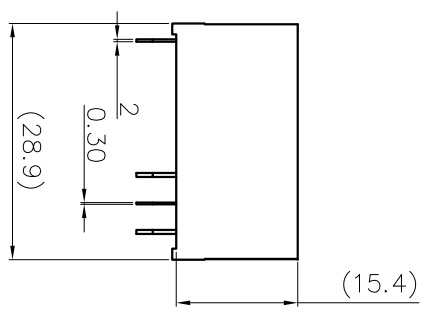
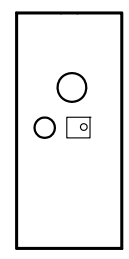
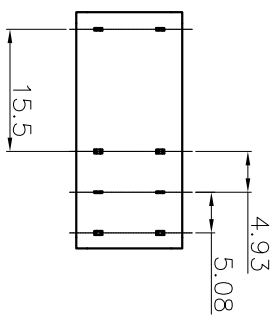
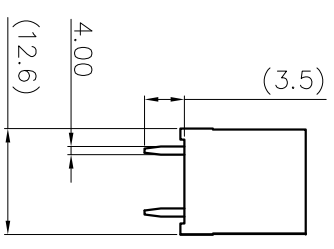
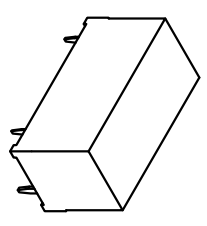
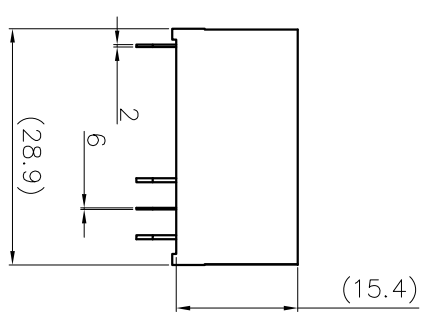
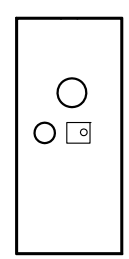


Transfer or duplication of this document as well as the utilization or communication of its contents are prohibited unless explicit authorization is granted. Violations will be liable for compensation. All rights reserved for patent, utility model or designs registrations. 除非给予明确授权，否则禁止转让、复制、利用、交流本文件的内容。侵犯者将承担赔偿责任。本公司保留对涉及发明、实用新型和外观专利的所有权利。

DRPB-1C



DRPB-1CH
DRPB-2C



尺寸公差(mm)		0	>30	>60	>100	>150	>200
~	~	~	~	~	~	~	~
±0.20	±0.30	±0.50	±0.70	±1.00	±1.50	±2.00	±3.00

Load current	1C: 12A 1CH: 16A 2C: 8A
Load voltage	1C: 240VAC/30VDC 2C: 227VAC/30VDC
Electrical life	≥10,000,000
Mechanical life	≤50m (R24V, 1A)
Contact resistance	DC: ≤75μΩ DC: ≤5%Ue
Operate voltage	DC: ≥75%Ue
Release voltage	DC: ≥5%Ue
Key controlled symbol	*
Operating temperature(°C)	-25°C ~ +85°C
Dielectric strengths	Between contacts: 1000VAC, 1Min (1mA) Between contacts of different poles: 3000VAC, 1Min (1mA) Between Coil and contacts: 5000VAC, 1Min (1mA)
Coil operating power	0.20W (mA)
Max. allowable coil voltage	110%(Ue)
Conform to RoHS	
Mark the height of the company LOGO	
Mark the height of the "CE"	
Printing for laser marking/printing content is clear, no broken line/art	
See literal reference according to the foot position in the drawing	
The words in the dotted box correspond to the list below	

MATERIAL:	/
MAT. NO.:	/
STATUS:	/
APPD.:	
CHKD.:	
DRFT.:	XXXXXX

DEGSON® NINGBO DEGSON ELECTRICAL CO., LTD
Description:
DRPB-XX-XX-06A(H)

REV	ECN	DESCRIPTION	DRFT	DATE	SIZE: A4	TYPE: PRODUCT DRAWING	SCALE: 1:1	SHEET
								1/1